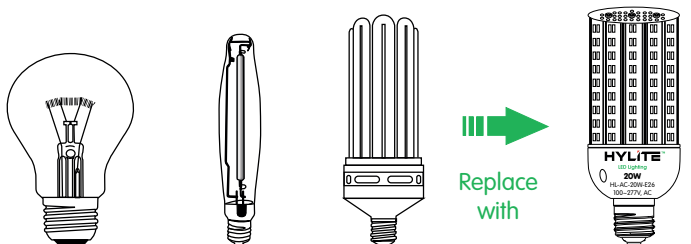
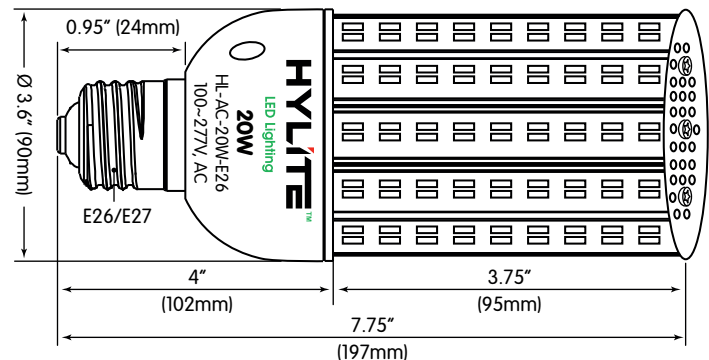


## High Performance LED Arc-Cob Lamp, 20W

Designed for easy installation in new and existing fixtures, the HyLite LED Arc-Cob Lamp features excellent optics for increased visibility, and low power consumption, saving up to 90% on electricity costs. With a lamp life of up to 60,000 hours, the HyLite LED Arc-Cob Lamps significantly reduce Relamping costs, thus decreasing Maintenance and Disposal costs.

The HyLite LED Arc-Cob Lamp enhances vision for better Optical Acuity, and reduces Light Pollution (No Wasted Light). Suitable for fully enclosed Fixtures, its compact size makes it the ideal replacement for CFL, MV, HID, and HPS lamps in various applications.

- Fully Encapsulated: Shatterproof, High-Shock & High-Vibration Resistant
- Instant Start and Restart: No warm up time required
- Quick & Easy Installation: No Ballast necessary. Direct Retrofit into existing socket by simply bypassing the Ballast.
- Extremely Efficient: High Lumen Efficacy: 140 lpw with High CRI >80
- 350° Rotatable Base for Directional Lighting
- Heat & Impact Resistant, UV Protected, Non-yellowing, Optical Grade Lens
- Safe and Reliable: Isolated Circuit Design. Integral 5kA/10 kV Surge Suppressor & Protection. Includes a Free 20kA in-line Surge Protection Device for added Protection
- Good Heat Dissipation with proprietary-designed Heat Sink
- No Electro-Magnetic (EMi) or Radio Frequency Interference (RFI)
- Universal Voltage: 100-277V, AC
- Ingress Protection: IP65. Complete protection against Contact, Dust Infiltration, and Water Splashes.
- No UV Radiation – Does Not Attract Insects
- Wide Ambient Operating Temperature: -22°F to 140°F [-30°C to 60°C]
- Safe: Contain No Hazardous Materials; RoHS Compliant: No Lead, Mercury, Toxic Metals or Arsenic Gases. No disposal requirements.
- Environmentally Friendly: 98% of the HyLite LED Lamp is recyclable



Incandescent 150W	HPS/HID 100W	CFL 55W	HyLite 20W
<b>87%</b>	<b>80%</b>	<b>64%</b>	Energy Savings (%)*

\* Does not include Ballast Loss, Maintenance and Replacement Lamp Savings and Disposal Costs which can amount to additional Savings of 30~50%!



**NO**  
LEAD, MERCURY,  
HEAVY METALS  
OR TOXIC GASES

## Universal Burning Positioning



Lamp can be oriented in any position  
- does not affect or diminish the life of the Lamp

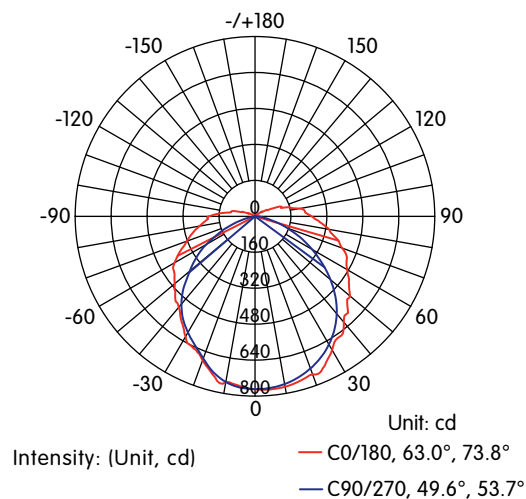
<b>Beam Angle</b> 120° Wide & Uniform	<b>Suitable</b> For Enclosed Luminaires	<b>Energy Costs</b> Reduction of up to 87%	<b>Low Voltage &amp; Longer Life</b> Up to 60,000 Hours	<b>Solid State</b> Vibration and Shock Resistant	<b>No EMI / RFI</b> Zero Interference	<b>No IR/UV</b> No Noise	<b>High Efficacy</b> 140 lpw LM-79 Tested	<b>Reliability</b> LM-80 Tested ISTMT Tested	<b>Warranty</b> 5 years
---	--	---	--	---	--	-----------------------------	--	---	----------------------------

Model No.	Watts	Lumens (lm)	Suggested Install Height	Input Line Current	Base Type	Dimensions & Weight (each)		
						Diameter	Height	Weight
HL-AC-20W-E26	20	2800	<16 ft. (5m)	72~200mA	E26/E27 (Medium)	3.6" (90mm)	7.75" (197mm)	24 oz. (680g)

- **Minimum Lamp Compartment Dimensions for Enclosed Fixtures: 6" x 6" x 8.5" (152mm x 152mm x 216mm)**
- Efficacy: 142 lpw
- CRI: >80
- Beam Angle: 120°
- Max. THD (%): <20%
- Universal Input Voltage
- Power Factor: >0.9
- Protection: IP65
- Rated Life: 50~60,000 Hrs.
- Warranty: 5 Years
- 100~277V, AC 50/60 Hz.
- Ambient Working Temperature: -22~+140°F (-30~+60°C)
- CCT: 5000°K~5500°K for greater visibility. Products with 2400°K-6500°K (CCT) are available as "Special Orders" only and with Longer Lead Times

### High Performance LED Arc-Cob Lamp, 20W

#### Photometrics



Average Beam Angle (50%): 120.0°

Flux Out: 1434 lm

Height	EAvg, Emax	Angle: 103.28°	Diameter
1 m	278.7/770.3 lx		253 cm
3.2 ft.	25.9/71.6 fc		8.3 ft.
2 m	69.7/192.6 lx		505 cm
6.5 ft.	6.5/17.9 fc		16.6 ft.
3 m	31.0/85.6 lx		758 cm
9.8 ft.	2.9/8.0 fc		24.9 ft.
4 m	17.4/48.1 lx		1011 cm
13.1 ft.	1.6/4.5 fc		33.2 ft.
5 m	11.2/30.8 lx		1264 cm
16.4 ft.	1.0/2.9 fc		41.5 ft.

### Ideal for high-quality illumination in:

- Wall Scones
- Wall Packs
- Flood Lights
- Parking Garage Lights
- Street Lighting
- Parking Lot Lighting
- Canopy Lights
- Walkway Lighting
- Low Bay Lighting
- Security Lights
- Pedestrian Tunnels
- Freezer & Cold Storage Lights
- Driveway Lighting
- Stairwells, Corridors Lighting



**Installation:** HyLite LED Lamps are designed to work off 100V to 277V, AC. Ballast (if equipped) must be bypassed or removed from the fixture before installing the lamp. Eliminating the Ballast saves additional costs related to maintenance, energy consumption and performance. By-passing Ballast will also ensure that there is no EMI/RF interference. The installer MUST ensure and verify that NO part of the installed LED Lamp should touch the Fixture Housing or Components.

Failure to follow these instructions will result in a damaged product and will VOID Warranty. It could also result in an electric shock, or fire.

### Warning - Risk of Fire or Electric Shock

- Disable all power to the Lamp before inspection, installation, or removal. Failure to do so will create a hazardous and fatal working environment.
- Suitable for use in Dry, Damp and Wet Locations. Lamp must be installed in accordance with National, State, and/or Local Electrical Codes. Do Not Open – No User Serviceable Parts Inside.
- Operate in fixtures that provide the free flow of air around the lamp heat sink. In enclosed fixtures, ensure the lamp has enough space for heat dissipation. This will ensure lumen maintenance and extend its working life. When products are used in outdoor fixtures, ensure the space is waterproof and well ventilated.
- Not for use on a Dimmer or Remote Controls. This Lamp must be controlled only by either a Switch or an Electronic Photosensor. Do not use a Mechanical Sensor.
- Not intended for use with Emergency Exit Fixtures or Emergency Exit Lights.
- Caution: When Installing Lamps in Corrosive Environments, HyLite suggests that a High-Temperature, Moisture-Resistant, Silicone Grease or Sealant be used to protect the metal-threaded base of the LED Lamp to prevent Water and/or Moisture Incursion that can lead to premature degradation of the Lamp base and eventual Lamp failure. This is especially recommended for LED lamp installations near saltwater bodies.
- Installing Surge/Lightning Protectors is highly recommended and helps to eliminate premature Driver failure caused by Surges and Power Fluctuations.